



WOODSIDE FIRE PROTECTION DISTRICT

Designation and Marking of Fire Lanes Design and Installation Standard

808 Portola Rd. #C Portola Valley, CA 94028 Fire Prevention 650-851-1594 Fax 650-851-3960

January 2024

SCOPE. This guideline provides standard requirements for the installation and placement of signs and markings designating “fire lanes” when required by the Woodside Fire Protection District to provide adequate fire apparatus access. Sign requirements include fire lanes and access roads on both private residential developments and private commercial and industrial properties. Also included in this guideline are requirements for painting curbs and designated areas without curbing.

When necessary, with the approval of the Fire Code Official, these guidelines may be modified to ensure adequate fire apparatus access and public safety.

PRIVATE RESIDENTIAL DEVELOPMENTS

OPTION #1 – “NO PARKING” Signs

Sign “A” Requirements:

- ✓ Signs marking fire lanes are to be spaced so they can be easily read from one sign to another, but in no case shall the signs be more than 100 feet apart.
- ✓ Signs are to face on-coming vehicular traffic.
- ✓ All curbs and adjoining fire lanes or posted areas must be painted red and labeled in white, “NO PARKING FIRE LANE.” Minimum 4” white letters by ¾” stroke stenciled every 20 feet on the face of a red curb or on a 6” red stripe painted on the pavement.
- ✓ All curbs and signs are to be maintained by the property owner.
- ✓ All areas posted under Option #1 are to use sign “A”.
- ✓ All signs must conform to Woodside Fire Protection District Guidelines.

OPTION #2 – “ENTRANCE” Signs

Sign “B” Requirements:

- ✓ One (1) sign is required at all points of entry to properties with marked parking stalls.
- ✓ Signs are to face on-coming vehicular traffic.

- ✓ All curbs and adjoining fire lanes or posted areas must be painted red and labeled in white, "NO PARKING FIRE LANE." Minimum 4" white letters by ¾" stroke stenciled every 20 feet on the face of a red curb or on a 6" red stripe painted on the pavement.
- ✓ All curbs and signs are to be maintained by the property owner.
- ✓ All signs must conform to Woodside Fire Protection District Guidelines.

COMMERCIAL AND INDUSTRIAL PROPERTY

OPTION #1 – "NO PARKING" Signs

Sign "A" Requirements:

- ✓ Signs are required within three (3) feet of each end of curbed area and spaced a maximum of fifty (50) feet apart thereafter.
- ✓ In addition, one (1) sign is required for each island adjacent to a fire lane or access road if the road width is less than 26 feet.
- ✓ All curbs and adjoining fire lanes or posted areas must be painted red and labeled in white, "NO PARKING FIRE LANE." Minimum 4" white letters by ¾" stroke stenciled every 20 feet on the face of a red curb or on a 6" red stripe painted on the pavement.
- ✓ Signs are to face on-coming vehicular traffic.
- ✓ All curbs and signs are to be maintained by the property owner.
- ✓ All signs must conform to Woodside Fire Protection District Guidelines.

OPTION #2 – "ENTRANCE" Signs

Sign "B" Requirements:

- ✓ One (1) sign is required at all points of entry to properties with marked parking stalls.
- ✓ Signs are to face on-coming vehicular traffic. All curbs adjoining fire lanes or posted areas are required to be painted red.
- ✓ All curbs and adjoining fire lanes or posted areas must be painted red and labeled in white, "NO PARKING FIRE LANE." Minimum 4" white letters by ¾" stroke stenciled every 20 feet on the face of a red curb or on a 6" red stripe painted on the pavement.
- ✓ All curbs and signs are to be maintained by the property owner.
- ✓ All signs must conform to Woodside Fire Protection District Guidelines.

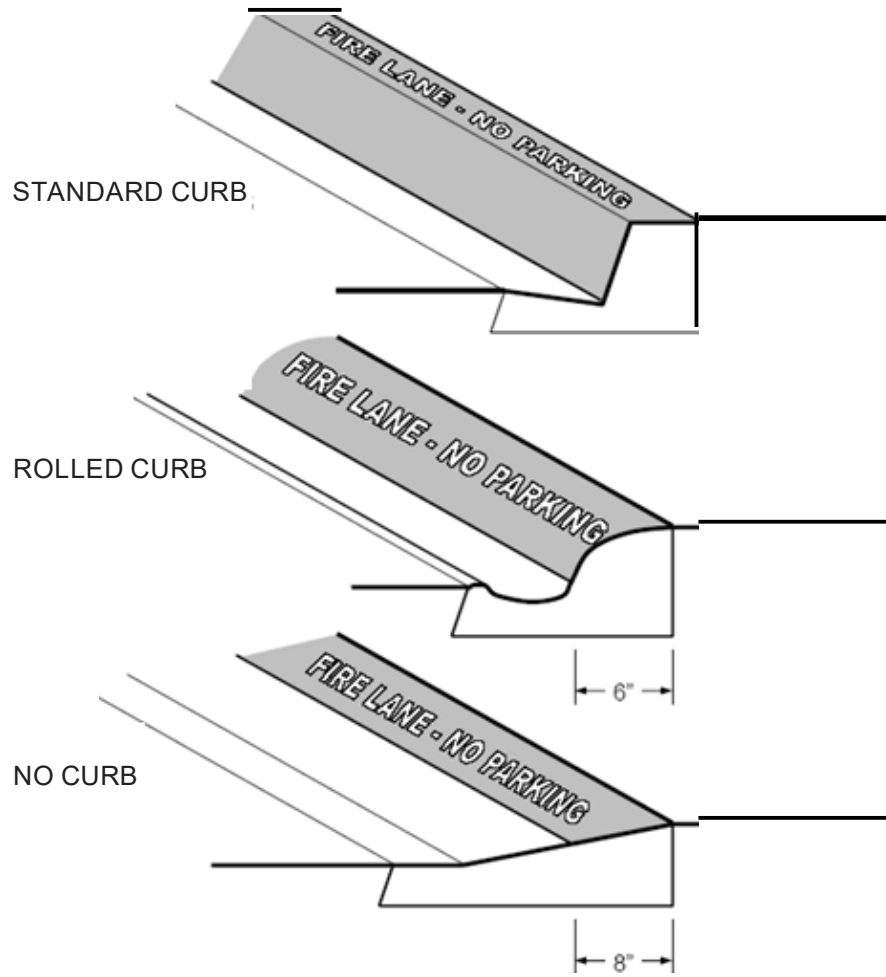
Enforcement

California Vehicle Code Section 22500.1 - Fire lanes; parking violations; and signs:

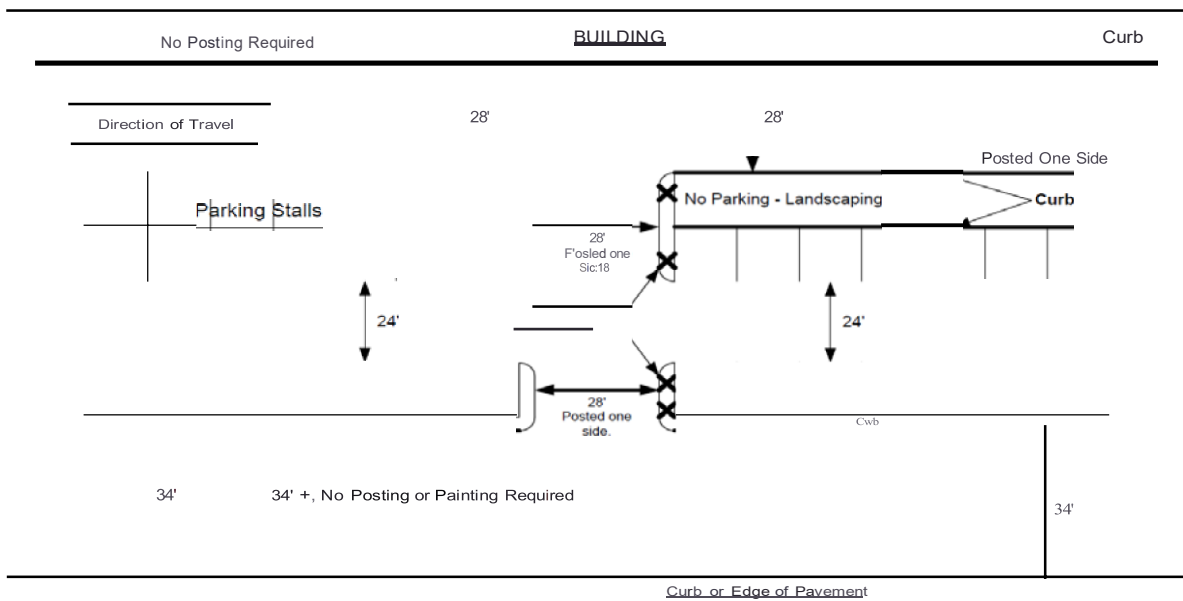
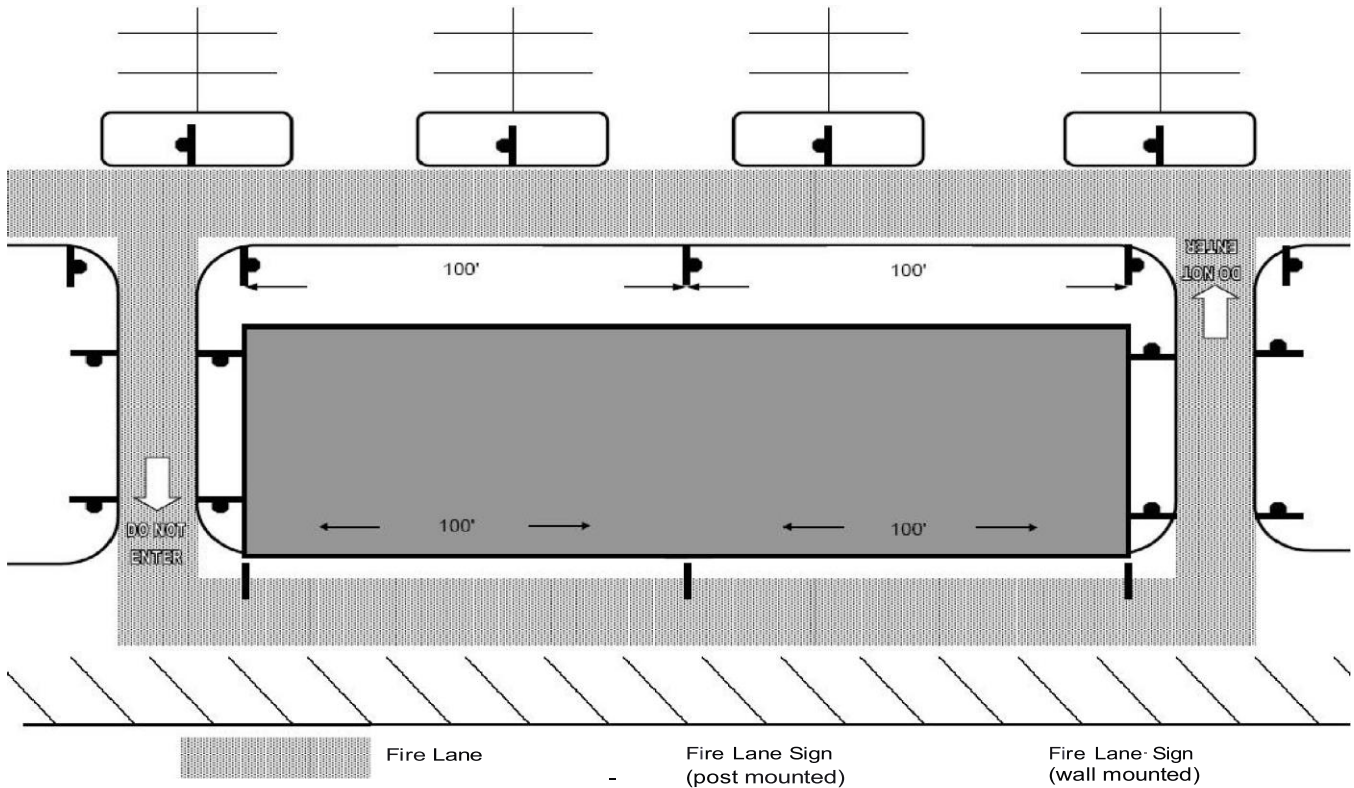
In addition to Section 22500, no person shall stop, park or leave standing any vehicle, whether attended or unattended, except when necessary to avoid conflict with other traffic or in compliance with the directions of a peace officer or official traffic control device along the edge of any highway, at any curb, or in any location in a publicly or privately owned or operated off-street parking facility, designated as a fire lane by the fire department or fire district with jurisdiction over the area in which the place is located.

The designation shall be indicated by (1) a sign posted immediately adjacent to, and visible from, the designated place clearly stating in letters not less than one inch in height that the place is a fire lane, (2) by outlining or painting the place in red and, in contrasting color marking the place with the words "FIRE LANE", which are clearly visible from a vehicle or (3) by red curb or red paint on the edge of the roadway upon which is clearly marked the words "FIRE LANE".

Fire Lane Identification - Red Curbs



Fire Lane No Parking Sign Locations

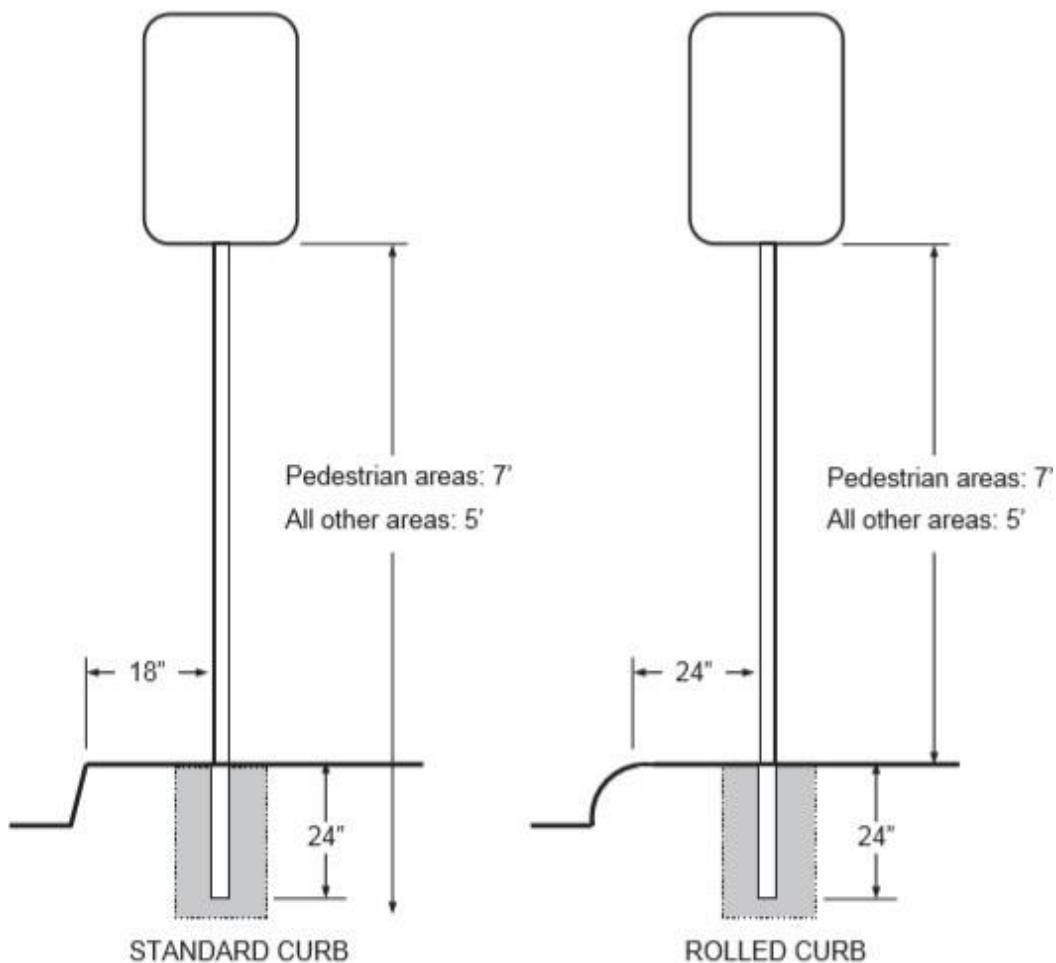


Fire Lane Signpost Installation

1. Height of the sign: 7' in sidewalk or pedestrian areas, 5' in all other areas.
2. Distance from front of curb: 18" with standard curb, 24" with rolled curb, to center of post.
3. Depth of sign base: 24" minimum embedment.

NOTE: Signs may be mounted to an existing post or on a building that is no more than 24" from curb or edge of road surface.

Mounting Specifications for Fire Lane Entrance and No Parking Signs



Signs shall be mounted facing the direction of vehicular travel.

Signs may be mounted on existing posts or buildings where the centerline of the sign is no more than 24" from the edge of the roadway.

Depth of bury shall be a *minimum* of 24".



TOWING OF VEHICLES FROM FIRE LANES ON PRIVATE PROPERTY BY THE PROPERTY OWNER

The owner of a private property containing a fire lane may have a vehicle towed from a fire lane on their property. The owner of the property usually contracts with a private towing company in advance. The following are the requirements for a property owner to tow a vehicle from a fire lane on his/her property.

1. Signs must be in place before an owner may tow. The signs must be displayed in plain view at all entrances to the property.
 - a) The sign must be not less than 12 x 18 inches in size
 - b) Lettering must not be less than one inch in height.
 - c) Signs must clearly state that stopping in a fire lane is prohibited.
 - d) The sign must indicate that vehicles will be removed at the owner's expense.
 - e) The sign must contain the telephone number of the local traffic law enforcement agency.
2. The sign must contain the name and telephone number of each towing company that is party to a written agreement with the property owner.
3. The California Vehicle Code, Section 22658, requires the owner of the property to notify the local traffic law enforcement agency within one hour of towing.
4. Fire lanes shall be marked according to California Vehicle Code Section 22500.1, as indicated above.
5. Owners of private property may post NO PARKING signs for various reasons other than a fire lane and have vehicles removed. Refer to the California Vehicle Code, Section 22658.

Submittals

Woodside Fire Protection District requires plans to be submitted through the local building department. Gate applications also require gate details. Along with the submittal package a Plan review/ inspection fee will be required; reviews will not be completed until payment is received. Fee includes one review and one field inspection. Any additional inspections will be charged an additional fee. Pay directly online at: <https://www.woodsidefire.org/our-district/fire-prevention-division/fee-schedule>. The Bureau of Fire Prevention and Life Safety will complete plan review and when approved, plans and comments will be emailed to the customer. Final approval is subject to an on- site inspection.

****NOTE****

Please beware that you need to submit to SMCO Building. Contact SMCO Planning & Building at 650-599-7311 for fee and submittal requirements.

